


EasyInspect & EasyMeasure




High-Performance Inspection System for Base and Converted Materials



EasyInspect

The complete inspection solution



EasyInspect & EasyMeasure



Dr. Schenk's EasyInspect system used on film material

EasyInspect: 100 % reliable, high-speed & high-performance inspection of base and converted materials

Dr. Schenk offers a variety of reliable inspection solutions for different materials, that detect defects and irregularities in film & foil, optical film, paper, non-woven, laminated and coated products.

Dr. Schenk's high-speed cameras offer excellent downweb resolution – an indispensable requirement for modern high-speed production environments.

From modular and standardized inspection units to customized systems, the Dr. Schenk project team customizes the EasyInspect package that suits various inspection requirements and tasks as well as QA budgets.

YOUR BENEFITS

Cost Savings with Superior Technology

- Powerful defect detection and classification through Multiple Image Defect Analysis (MIDA)
- Optimal analysis through MIDA X (Next Level Defect Analysis)
- Super-fast cameras allow multiple optical channels in one camera line
- Reduced costs and installation space through Twin-Line illumination – 2 optical channels in one illumination

Unparalleled User-Friendliness

- Easy and automatic creation of classification rules with the Auto-Classifer
- Configurable reports with the Dr. Schenk Reporting Tool

100% Material Monitoring

- Easy Measure for 100% monitoring of the material properties e.g. haze, thickness, and many more

Materials

- (Co)-Extruded film
- Blown film
- Nonwoven / Textiles
- Coated and laminated film and foil
- Release liner and adhesive film
- Battery film
- Flexible Packaging
- Metal
- Paper
- and many more...



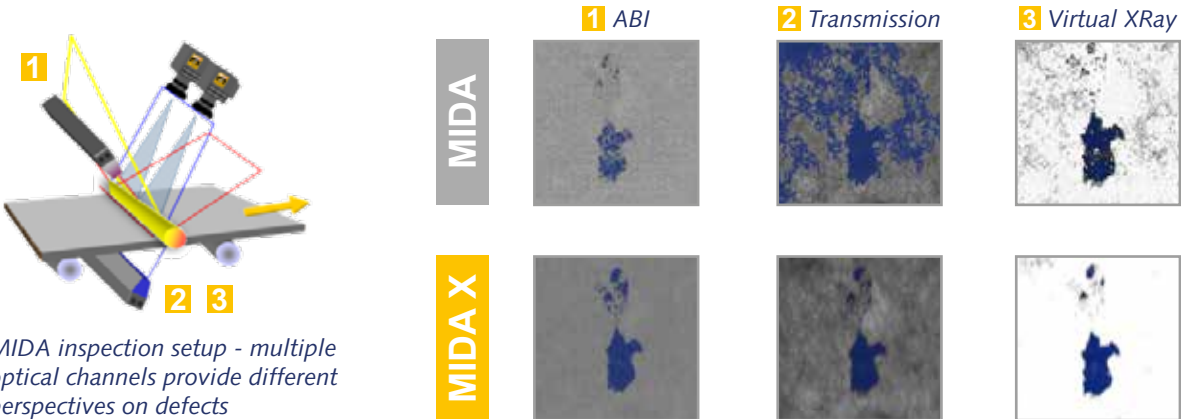
Two optical channels in one illumination



Ensures Quality, Improves Your Process

MIDA: Best Defect Detection and Classification from Multiple Perspectives

Dr. Schenk's unique Multiple Image Defect Analysis (MIDA) detects and classifies all kinds of defects with multiple optical channels, different illuminations and inspection setups, multiplexing at highest speed. Each defect yields multiple gray images, from different channels, ensuring the maximum detection and classification capability.

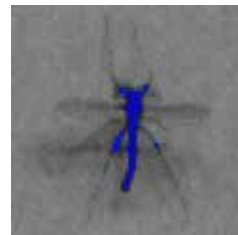


MIDA X: Best Defect Detection and Classification through Visual Intelligence


MIDA X uses highly scalable software running on proprietary Dr. Schenk multi-core CPUs/GPUs that adapt to increasing hardware power to push the limits of defect analysis: neighboring defect areas are also examined to retrieve further information, for example a defect's true form. MIDA X excels particularly when faced with high demands or difficult inspection conditions, such as:

- differentiating defects from background noise in materials with highly structured or irregular properties
- preventing detection of pseudo-defects
- clearly identifying defect areas and no-care areas
- merging long, fragmented defects like fibers into one

The MIDA X advanced image processing tools and full contextual defect analysis work just like the human eye and brain – only better. MIDA X is faster and offers consistent results 24/7.



Defect detection without analysis of neighboring areas: defect is detected (blue area), but true shape remains unclear.



Defect detection with analysis of neighboring areas: defect is detected (blue area) and its true shape (yellow area) reliably identified.



Detection of

- Contaminations
- Gels
- Inclusions
- Holes
- Scratches
- Streaks
- Bubbles
- Coating voids
- Stains
- Wrinkles
- and many more...

Your Reliable Partner



Dr. Schenk's production site

Dr. Schenk GmbH, established in 1985, is an innovative high-tech company based near Munich, Germany. Dr. Schenk develops, produces and markets optical inspection and measurement solutions for automated quality assurance and production process monitoring. This includes high-quality, customizable handling solutions. The systems are a key success factor in the making and converting of many materials, e.g. plastics, nonwovens, textile materials, paper, metal, or glass, or a multitude of markets like display glass, automotive, packaging, medical, renewable energy, and many more.

Throughout the world more than 300 Dr. Schenk employees continue to set new standards for inspection. Over 18,000 m² of modern, cleanroom-capable production and testing facilities are available to research, development and production to apply cutting-edge optics and electronics to customer applications.

Dr. Schenk offers extensive from-lab-to-fab knowledge. Customers benefit from the expertise in the translation of lab applications to large scale productions. Sophisticated handling solutions complete the one-stop-shopping experience.

The company's objective is complete customer satisfaction. This is achieved through innovative and practical solutions that can be implemented into new and existing production lines. Local sales and service facilities around the world ensure fast support, technical service, training and consulting at any phase of a project.

From modular standard units to highly customized systems – Dr. Schenk's solutions have your material in focus!

For more information: www.drshenk.com

YOUR MATERIAL IN FOCUS

*Advanced Machine Vision
Solutions for Quality Control*



**Dr. Schenk GmbH
Industriemesstechnik
Headquarters**

Bussardstr. 2
82166 Graefelfing
Germany

Phone: +49-89-85695-0
Fax: +49-89-85695-200

www.drshenk.com/contact.html

